

# Purchasing Managers Index of Puerto Rico Manufacturing

July 2021



Transmission of material in this release is embargoed

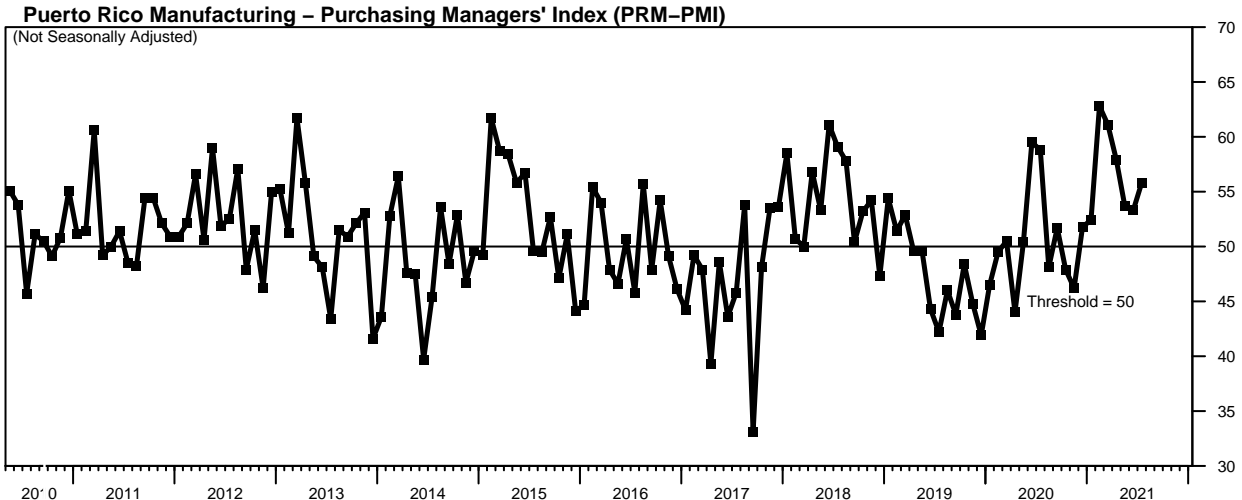
Until 11:00 a.m. (AST) Wednesday, 1<sup>st</sup>, 2021

(787) 819-0730 • <https://preguntas.estadisticas.pr/>

<https://estadisticas.pr/encuestas/puerto-rico-manufacturing>

## PUERTO RICO MANUFACTURING PMI INCREASED TO 55.8 IN JULY

The Purchasing Managers Index (PMI) for Puerto Rico's manufacturing sector is a collaborative effort between the Puerto Rico Manufacturers Association and the Puerto Rico Institute of Statistics. On a Non-Seasonally Adjusted (NSA) basis, the Purchasing Managers Index (PMI) for Puerto Rico's manufacturing sector increased to 55.8 in July. A reading above the threshold level suggests an expansion in the manufacturing sector with respect to the previous month. The Employment, Suppliers Delivery and Own Inventories sub-indexes increased with respect to the previous month. On a positive note, all the sub-indexes were above the threshold level of 50 except Production. In a supplemental survey of manufacturing establishments, 7.7% of the respondents indicated that their operations ceased following the health measurements taken by the government due to the COVID-19 pandemic. Factors affected by the pandemic in the manufacturing sector were: a reduction in suppliers' deliveries (46.2%), a reduction in demand (26.9%), a reduction in staff (19.2%), a reduction in inventory (19.2%), and others (23.1%). The Puerto Rico Manufacturing-Purchasing Managers Index (PRM-PMI) has been at or above the threshold level in 79 of the 135 months since the survey was first undertaken. The PRM-PMI is currently available only on a Non-Seasonally Adjusted (NSA) basis which means that seasonal fluctuations can affect its performance.



**Table 1. Puerto Rico Manufacturing – Purchasing Managers' Index (NSA): July 2021**

	Better	Same	Worse	PMI		
Órdenes nuevas	30.8	46.2	23.1	53.8	Higher	New orders
Producción	26.9	42.3	30.8	48.1	Lower	Production
Empleo	23.1	65.4	11.5	55.8	Higher	Employment
Entregas de suplidores	46.2	50	3.8	71.2	Slower	Supplier deliveries
Inventarios de su empresa	38.5	23.1	38.5	50	Same	Own inventories

**Puerto Rico Manufacturing – Purchasing Managers Index (NSA) 55.8      Expansion**

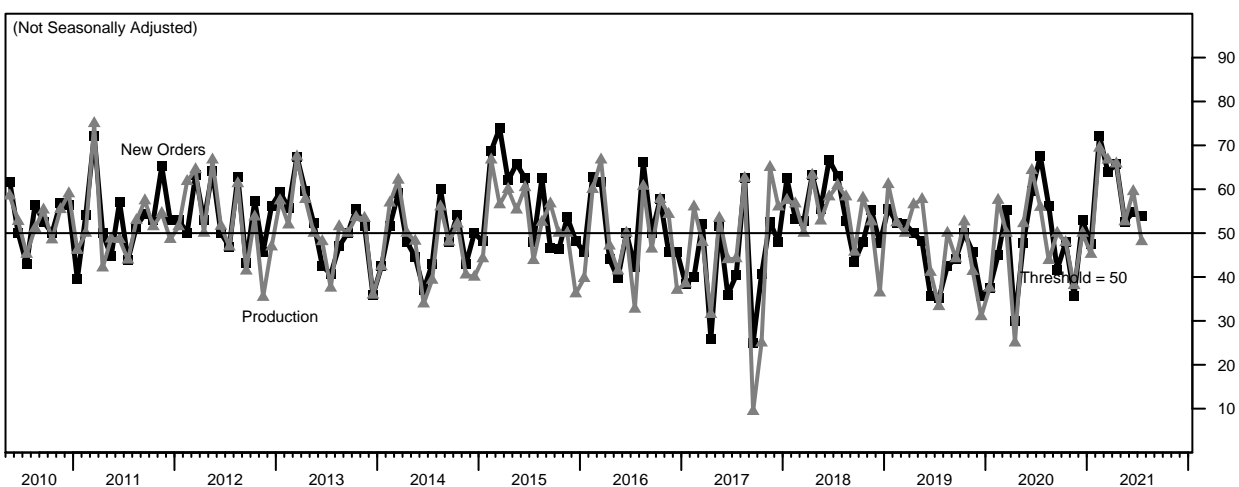
Note: Not Seasonally Adjusted (NSA)

## New Orders

In July, the New Orders PMI (NSA) decreased to 53.8, being above the threshold for the sixth consecutive month. A reading above 50 suggests that on a Non-Seasonally adjusted (NSA) basis, new orders at manufacturing establishments in July were higher than in June.

## Production

The Production PMI (NSA) decreased to 48.1 in July, after being above the threshold for five consecutive months. A reading below 50 indicates that on a Non-Seasonally Adjusted (NSA) basis, manufacturing production in July was lower than in June.

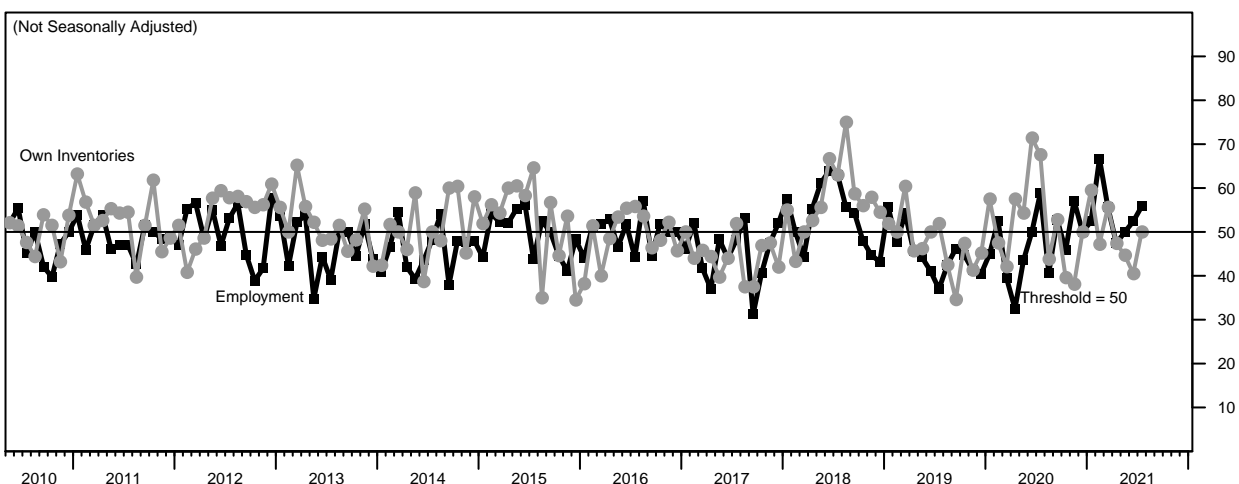


## Employment

In July, the Employment PMI (NSA) increased to 55.8, being above the threshold for three consecutive months. A reading above 50 suggests that on a Non-Seasonally Adjusted (NSA) basis, manufacturing employment in July was the higher than in June.

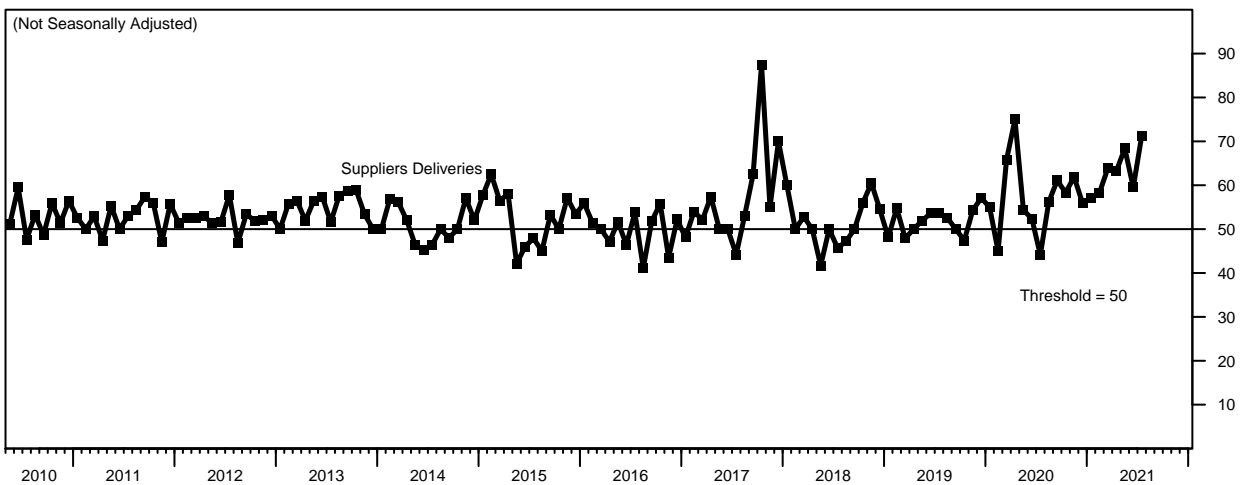
## Own Inventories

In July, the Own Inventories PMI (NSA) increased to 50, after being below the threshold for the previous months. A reading at 50 indicates that on a Non-Seasonally Adjusted (NSA) basis, inventories in manufacturing establishments in July was the same as in June.



## Supplier Deliveries

The Supplier Deliveries PMI (NSA) increased to 71.2 in July, being above the threshold for twelve consecutive months. A reading above the threshold of 50 indicates that on a Non-Seasonally Adjusted (NSA) basis, the speed of supplier deliveries in July was slower than in June.



### Methodological note

The Puerto Rico Manufacturing-Purchasing Managers Index (PRM-PMI) is the result of a collaborative project between the Puerto Rico Manufacturers Association and the Puerto Rico Institute of Statistics. The PRM-PMI measures short-run business conditions in Puerto Rico's manufacturing sector and provides a broad-based metric for the productive side of Puerto Rico's economy. It is currently in a testing phase to ensure a reliable methodology. The methodology is similar to PMI surveys conducted elsewhere. The survey questionnaire is available at <https://estadisticas.pr/encuestas/puerto-rico-manufacturing>. The participants include manufacturing establishments with 50 or more employees with membership in the Puerto Rico Manufacturers Association. Currently, results are presented on a Non-Seasonally Adjusted (NSA) basis. In the future, with sufficient data points, a seasonally adjusted version of the PRM-PMI will be prepared, which will smooth away the influence of any seasonal fluctuations.

The PRM-PMI is calculated as the simple average of 5 sub-indexes, representing different business conditions in manufacturing establishments: New Orders PMI, Production PMI, Employment PMI, Supplier Deliveries PMI, Own Inventories PMI. The sub-indexes are computed using a diffusion index methodology. Specifically, for any given month with respect to the previous month, participants are asked to answer whether the business condition of the establishment: (1) improved, (2) remained the same, or (3) deteriorated. Diffusion indexes are calculated as the percentage of responses that indicate the business condition improved plus half of the percentage of responses that indicate the business condition remained the same. Responses that indicate the business condition deteriorated are not taken into account in calculating diffusion indexes. The survey also includes questions on other business conditions. The diffusion indexes that correspond to these questions are currently under evaluation.

This report was prepared by the staff of the Puerto Rico Institute of Statistics and has not been evaluated by the Board of Directors of the Puerto Rico Institute of Statistics. The information contained in this report need not reflect the official opinion of the Board of Directors of the Puerto Rico Institute of Statistics. No warranty, express or implied, is attached to these figures. While the figures are compiled with professional care, no representations about appropriateness, accuracy, or suitability for specific applications are made.

## Contact information

Contact person: Ana Gabriela Jara Castro, Statistical Projects Manager

Addresses: Physical – 57 Quisqueya St., Suite 2000, San Juan, PR 00917; Postal – P.O. Box 195484, San Juan, PR 00919

Telephones: Direct – (787) 819-0730; E-mail – [ana.jara@estadisticas.pr](mailto:ana.jara@estadisticas.pr)

## To obtain a copy of this report

(1) Visit <https://estadisticas.pr/encuestas/puerto-rico-manufacturing>, (2) write your request at <https://preguntas.estadisticas.pr/>, (3) call (787) 819-0730, (4) mail your request to the Puerto Rico Institute of Statistics, P.O. Box 195484, San Juan, PR 00919, or (5) visit the offices of the Puerto Rico Institute of Statistics at 57 Quisqueya St., Suite 2000, San Juan, PR 00917, between the hours of 8:00 a.m. and 5:30 p.m. The report is available on paper and in the following electronic formats: pdf and Microsoft Excel. The report is free.

## Publication calendar

The monthly PRM-PMI report is published at 10:00 a.m. on the first business day of the month. In specific, the table below shows the expected publication dates of the PRM-PMI report during calendar year 2020:

Reference month	Publication date
Nov-20	January 4, 2021
Dec-20	February 4, 2021
Jan-21	March 1, 2021
Feb-21	April 5, 2021
Mar-21	May 3, 2021
Apr-21	June 1, 2021

Reference month	Publication date
May-21	July 1, 2021
Jun-21	August 2, 2021
Jul-21	September 1, 2021
Aug-21	October 4, 2021
Sep-21	November 1, 2021
Oct-21	December 6, 2021